

# Sirrus KFS 125

Automatic damper for cooker hoods



Automatic damper for cooker hoods

# Sirrus KFS 125

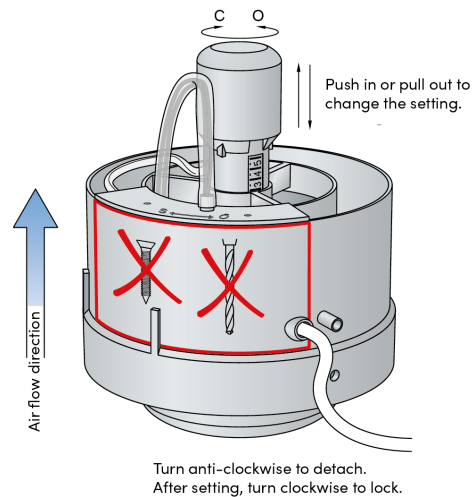
Instead of carbon filter



Sirrus KFS 125 is an all-Swedish invention which makes it possible to connect any type of cooker hood – regardless of the brand – to a mechanical ventilation system. A built-in pressure switch detects when the cooker hood is on and then opens from the set basic position to controlled forced operation (opening time approx. 30 seconds).

## Warning

If a cooker hood without a damper is installed, the following will most likely occur: Over-ventilation of one's home, as a result of which, it would feel cold and draughty. The ventilation decreases or ceases in the bathroom and in the toilet. Neighbouring flats will smell your cooking smells



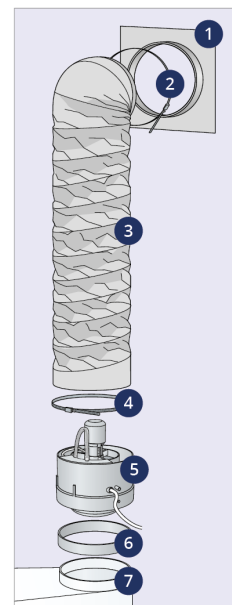
## Installation proposal for Sirrus KFS 125

### Cooker hood connection

Note! The damper must always be installed vertically. All components have  $\text{Ø}125$  mm connection.

**Any cold drop protection must be removed before installing Sirrus KFS 125.**

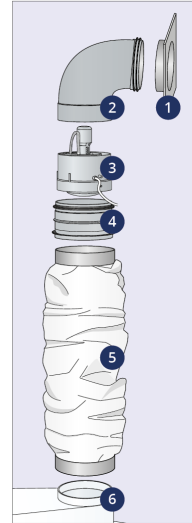
1. Hose clamp
2. Wall plate
3. Hose
4. Hose clamp
5. Sirrus KFS 125
6. Adjustment ring (if relevant)
7. Cooker hood



## Direct duct system installation

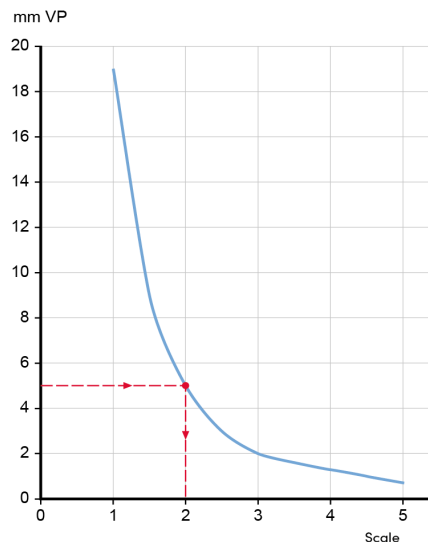
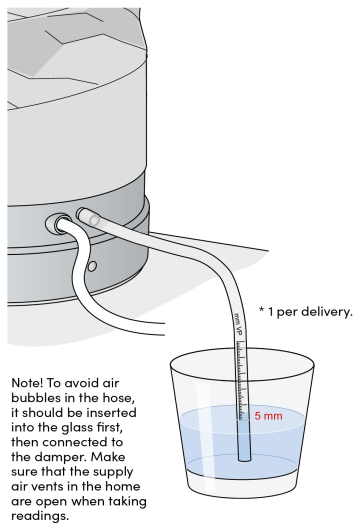
In the event of disturbing noise from the ventilation system, the damper should be mounted directly adjacent to the duct system.

1. Wall plate
2. Short bend with nipple and sleeve coupling
3. SIRRUS KFS 125
4. Nipple for hose or pipe
5. Sound-absorbing hose AKU-COMP
6. Cooker hood



## Setting up the basic flow

The basic flow is set by first measuring the current negative pressure using the measuring hose. The measured value is then entered into the diagram (see example). Use it to find the shell position



If a Pascal-based measuring instrument is used, divide by 10 (10 Pa = 1mm of water column)

## Functional Check

Pull out the damper plug. In about 30 minutes insert the plug again. Disconnect the hose from the damper and set to scale position 2. Start the cooker hood, put your hand over the damper and within 30 seconds you should feel air flow greatly increasing.

## Why install SIRRUS KFS 125 in the entire property

- Less cooking smell and quieter ventilation.
- Lower maintenance costs and fewer complaints.
- Reduced electricity and heating costs.

